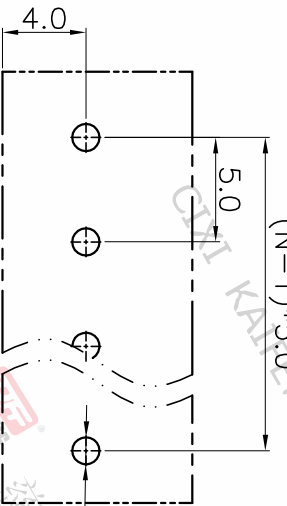
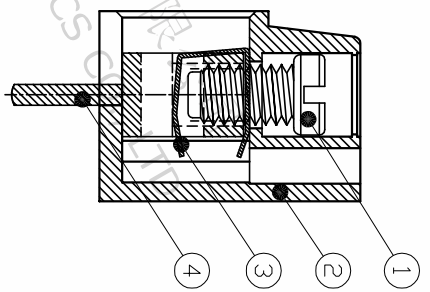
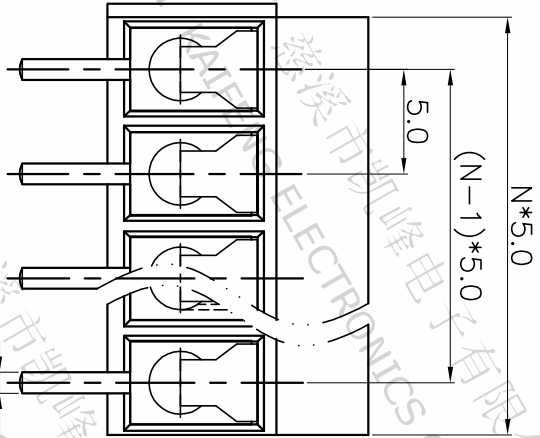
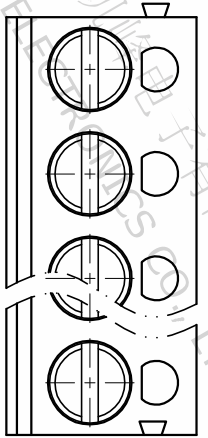


REV.	DESCRIPTION	DATE	DRAFTER	APPROVER
A1	DWG.REL	2020.05.17	DENG	JIN



P.C.B.LAYOUT

Pitch range	Nominal dimension range	PROJECTION
>0	>0	0.1/10
~6	~>10	~
~10	~24	~
~30	~60	~
~100	~100	~
~150	~150	~
±2'	±2'	±2'

DRAWING TYPE	CUSTOMER DRAWING
SCALE	1:1
SHEET	1 OF 1
DRAWING NO.	W15000112

- Material
 ØScrews : M3.0 steel, Zinc plated.
 * slot type
 ØHousing : PA66, UL94V-0
 ØReed : Copper alloy, Ni plated
 or stainless steel
 ØPin header : Copper alloy, Tin plated

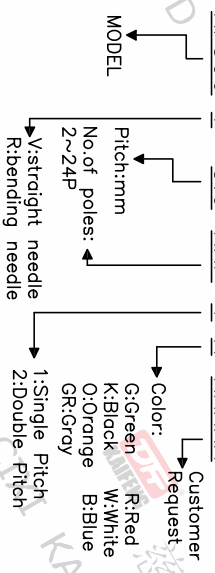
- Electrical UL IEC
 Rated voltage : 300V 250V
 Rated current : 12A 24A
 Contact resistance : 20mΩ(Max)
 Insulation resistance: 500MΩ/DC500V
 Withstanding Voltage : AC2000V/1min
 Wire range: 22-14AWG 2.5mm²

- Mechanical
 Operating temperature: -30°C ~ +120°C
 Soldering temperature: 250°C ±5/5sec
 Torque: 0.5N.m (4.43Lb.in)
 Strip length: 4.5-5mm

• RoHS compliance

HOW TO ORDER

KF300 V -5.0-XXP-1 X-XXXXX



TITLE KF300V-5.0-XXP-1X

SHEET SIZE A4

SERIES KF300

DF 慈溪市凯峰电子有限公司
 CIXI KAIFENG ELECTRONICS CO.,LTD