
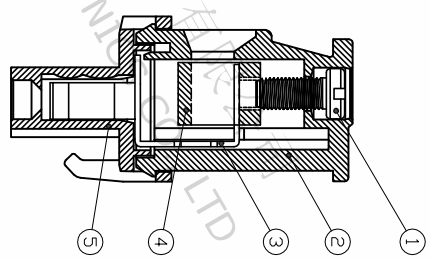
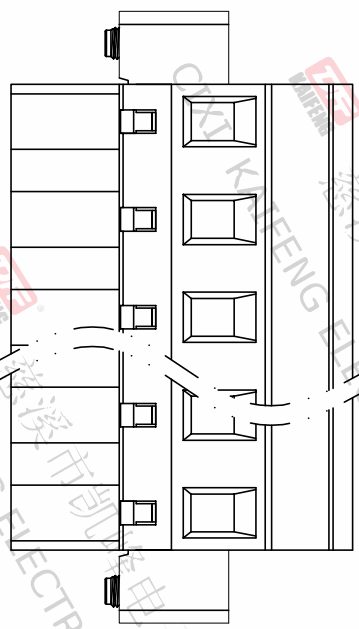
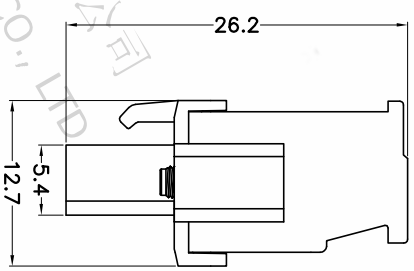
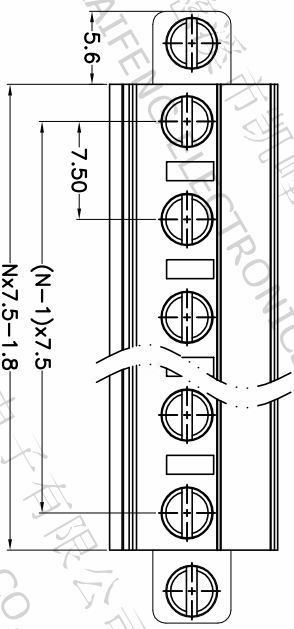
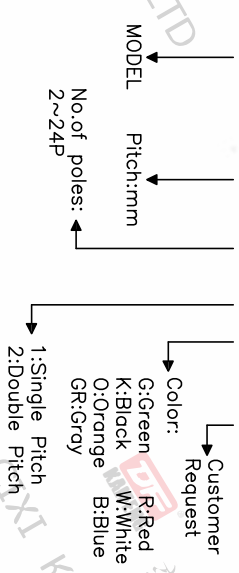


REV.	DESCRIPTION	DATE	DRAFTER	APPROVER
A1	DWG.REL	2020.5.25	ZHANG	JIN



- Material  
 ①Screw : M2.5 steel, Zinc plated, \*- slot type  
 ②Housing : PA66, UL94V-0  
 ③Contact : Copper alloy, Tin plated  
 ④Clamp : Copper alloy, Ni plated  
 ⑤Cover : PA66, UL94V-0
- Electrical  
 UL IEC  
 Rated voltage : 300V 400V  
 Rated current : 15A 18A  
 Contact resistance : 20mΩ(Max)  
 Insulation resistance : 500MΩ/DC500V  
 Withstanding Voltage : AC2500V/1min  
 Wire range : 28-12AWG 2.5mm<sup>2</sup>
- Mechanical  
 Operating temperature: -40°C~+105°C  
 Soldering temperature: 250°C ±5/5sec  
 Torque: 0.4N.m (3.54Lb.in)  
 Strip length: 7-8mm
- RoHS compliance

HOW TO ORDER  
 KF2EDGKBM-7.5-XXP-1 X-XXXXX



Pitch range	Nominal dimension range	PROJECTION	UNIT
>0	>30	0.1/10	mm
~6	~60	0.1/10	mm
~10	~100	0.1/10	mm
~24	~150	0.1/10	mm
±0.15	±0.30	±2'	

DRAWING TYPE	CUSTOMER DRAWING	SHEET SIZE	TITLE
SCALE	1:1	A4	KF2EDGKBM-7.5-XXP-1X
DRAWING NO.	W10000412		SERIES KF2EDGKBM

**DF** 慈溪市凯峰电子有限公司  
 CIXI KAIFENG ELECTRONICS CO.,LTD