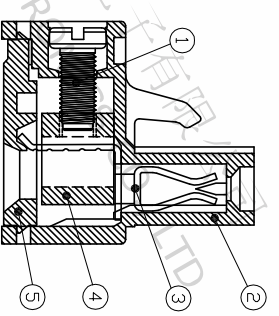
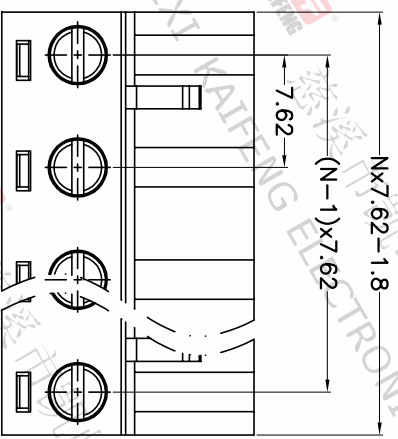
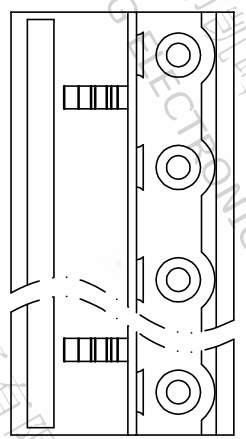
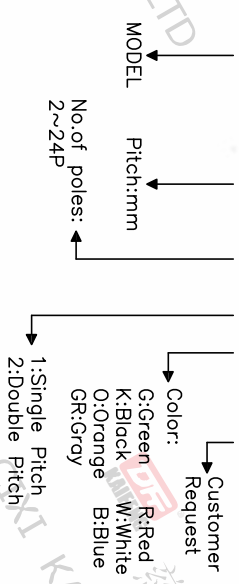


REV.	DESCRIPTION	DATE	DRAFTER	APPROVER
A1	DWG.REL	2020.5.20	ZHANG	JIN



- Material  
 ①Screws : M3.0 steel, Zinc plated, \*- slot type  
 ②Housing : PA66, UL94V-0  
 ③Contact : Copper alloy, Tin plated  
 ④Clamp : Copper alloy, Ni plated  
 ⑤Cover : PA66, UL94V-0
- Electrical  
 UL IEC  
 Rated voltage : 300V 400V  
 Rated current : 15A 20A  
 Contact resistance : 20mΩ(Max)  
 Insulation resistance : 500MΩ/DC500V  
 Withstanding Voltage : AC2500V/1min  
 Wire range : 28-12AWG 2.5mm<sup>2</sup>
- Mechanical  
 Operating temperature: -40°C~+105°C  
 Soldering temperature: 250°C ±5/5sec  
 Torque: 0.5N.m (4.43Lb.in)  
 Strip length: 7-8mm
- RoHS compliance

HOW TO ORDER  
 KF2EDG-X-7.62-XXP-1 X-XXXXX



Pitch range	Nominal dimension range	PROJECTION	UNIT
>0	>0	0.1/10	mm
~6	>30		
~10	>60		
~24	>100		
~30	>150		
~60	±2*		
~100			
~150			
±0.15			
±0.20			
±0.30			
±0.50			
±0.70			
±1.00			
±1.30			

DRAWING TYPE	CUSTOMER DRAWING
SCALE	1:1
SHEET	1 OF 1
DRAWING NO.	W10000152

PROJECTION	TITLE
UNIT	KF2EDG-X-7.62-XXP-1X
SHEET SIZE	A4
SERIES	KF2EDG-X

**DF** 慈溪市凯峰电子有限公司  
 CIXI KAIFENG ELECTRONICS CO.,LTD

