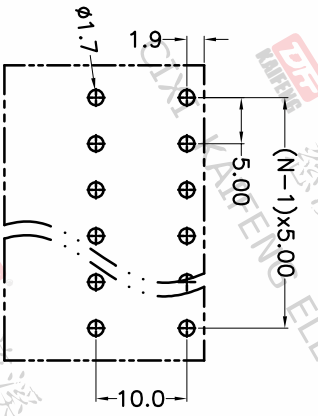
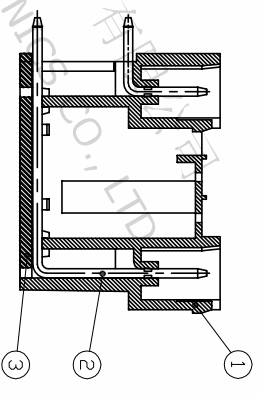
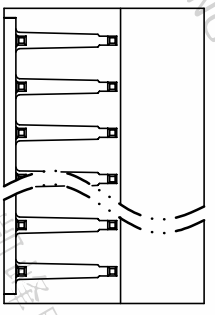
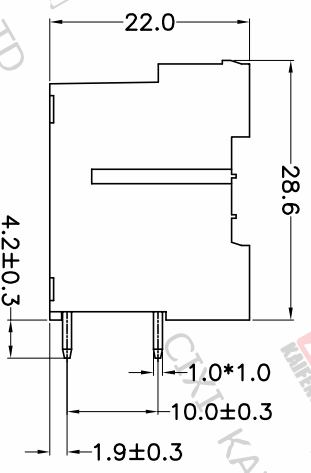
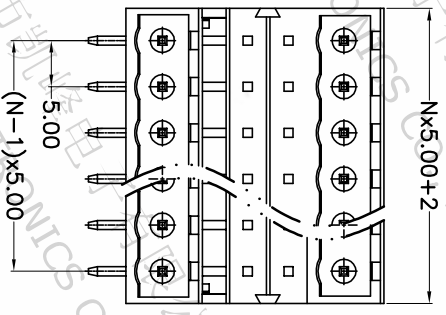


REV.	DESCRIPTION	DATE	DRAFTER	APPROVER
A1	DWG.REL	2020.5.20	ZHANG	JIN

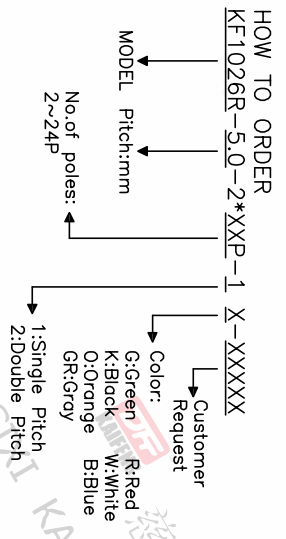


P.C.B. LAYOUT

Pitch range	Nominal dimension range	PROJECTION
>0	>30	0.1/10
>6	>60	0.1/10
>10	>100	0.1/10
~>	~>150	0.1/10
6	100	0.1/10
10	150	0.1/10
24	150	0.1/10
30	150	0.1/10
±0.15 ±0.20 ±0.30 ±0.50 ±0.70 ±1.00 ±1.30	±1.00 ±1.30	±2'

DRAWING TYPE	CUSTOMER DRAWING	SCALE	SHEET	1 OF 1
DRAWING NO.	W10001822	1:1	SHEET	1 OF 1

- Material
  - ① Housing : PA66, UL94V-0
  - ② Pin header : Copper alloy, Tin plated
  - ③ Cover : PA66, UL94V-0
- Electrical
  - UL IEC
  - Rated voltage : 300V 320V
  - Rated current : 15A 20A
  - Contact resistance : 20mΩ(Max)
  - Insulation resistance: 500MΩ/DC500V
  - Withstanding Voltage : AC2000V/1min
- Mechanical
  - Operating temperature: -40°C ~ +105°C
  - Soldering temperature: 250°C ±5/5sec
- RoHS compliance



**DF** 慈溪市凯峰电子有限公司  
CIXI KAIFENG ELECTRONICS CO.,LTD

TITLE: KF1026R-5.0-2\*XXP-1X  
UNIT: mm  
SHEET SIZE: A4  
SERIES: KF1026R