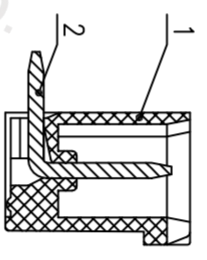
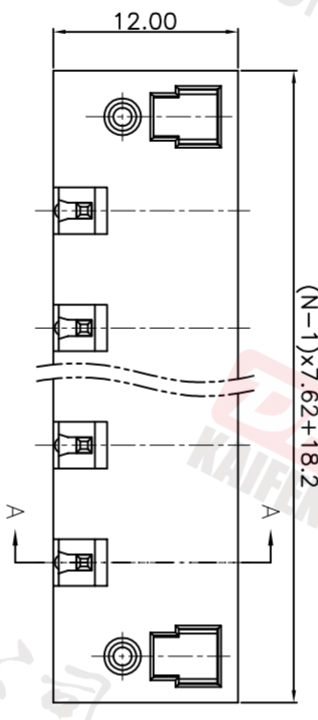
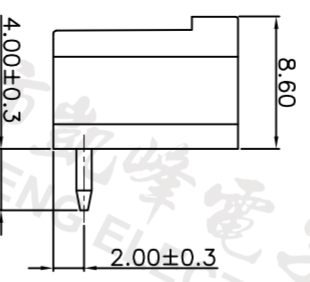
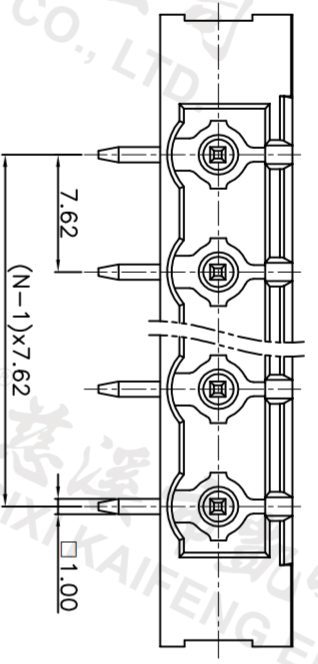
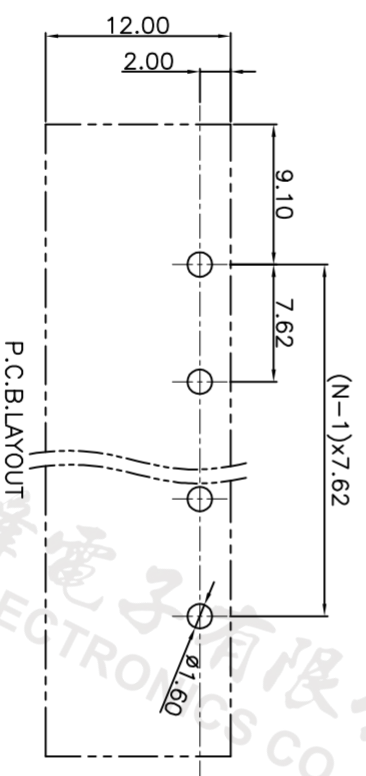


REV.	DESCRIPTION	DATE	DRAFTER	APPROVER
V1.0	DWG.REL	2023.7.27	ZHANG	JIN



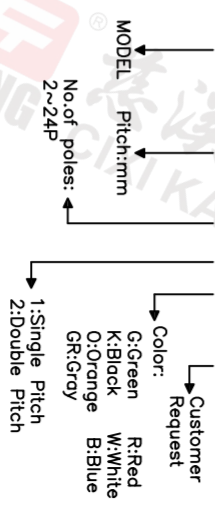
SECTION A-A



P.C.B.LAYOUT

- Material  
 @Housing : PA66, UL94V-0  
 @Pin header : Copper alloy, Tin plated
- Electrical  
 UL IEC  
 Rated voltage : 300V 400V  
 Rated current : 15A 20A  
 Contact resistance : 20mΩ(Max)  
 Insulation resistance: 500MΩ/DC500V  
 Withstanding Voltage : AC3000V/1min
- Mechanical  
 Operating temperature: -40℃~+105℃  
 Soldering temperature: 250℃±5/5sec
- Conform to REACH and RoHS

HOW TO ORDER  
 KF2EDGR-X-7.62-XXP-1 X-XXXXX



Pitch range	Nominal dimension range	PROJECTION	UNIT	TITLE
>0	>0	0.1/10	mm	
~6	~60			
~10	~30			
~24	~60			
±0.15	±0.30			
±0.20	±0.50			
±0.30	±0.70			
±1.00	±1.30			
±2°				

DRAWING TYPE	CUSTOMER DRAWING
SCALE	1:1 SHEET
DRAWING NO.	W10004782

PROJECTION	UNIT	TITLE
0.1/10	mm	
SHEET SIZE	A4	SERIES KF2EDGR-X
		MODEL KF2EDGR-X-7.62-XXP-1X-001F

**DF** 慈溪市凯峰电子有限公司  
 CIXI KAIFENG ELECTRONICS CO.,LTD

