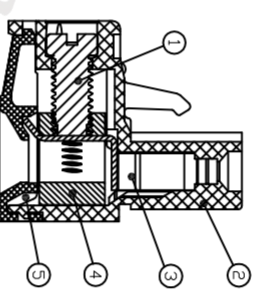
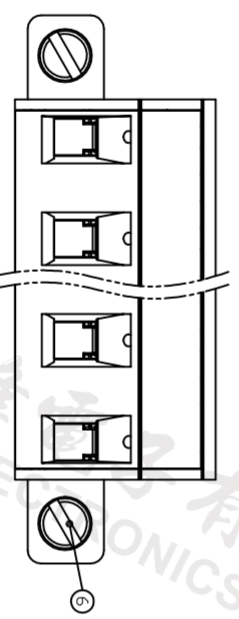
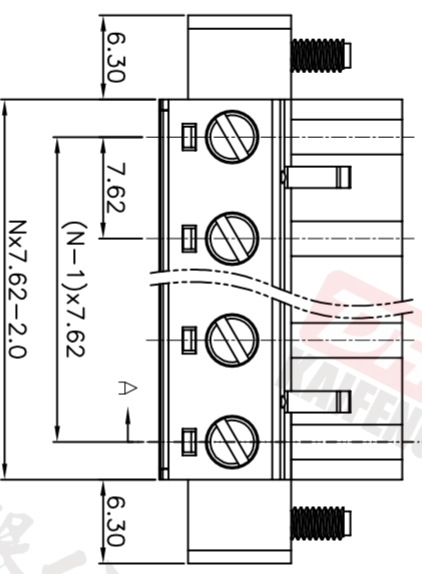
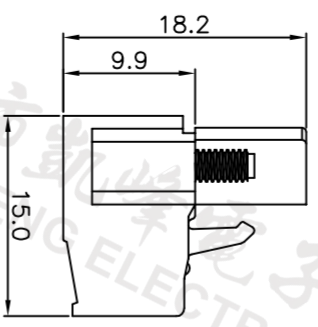
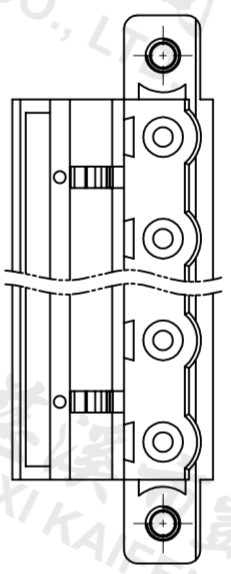
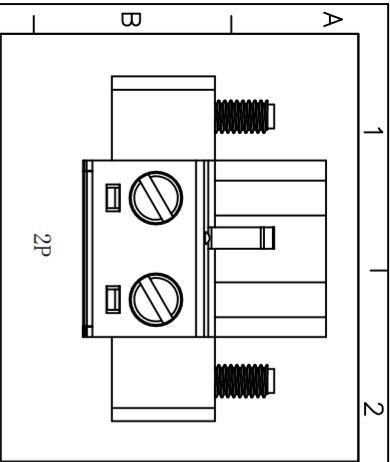


REV.	DESCRIPTION	DATE	DRAFTER	APPROVER
V1.0	DWG.REL	2023.8.14	ZHANG	JIN



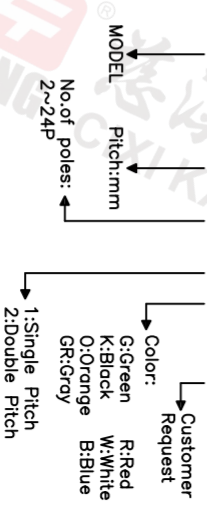
SECTION A-A

- Material
 - ①Screw 1: M3.0 steel,Zinc plated, *- slot type
 - ②Housing : PA66, UL94V-0
 - ③Contact : Copper alloy,Tin plated
 - ④Clamp : Copper alloy, Ni plated
 - ⑤Cover : PA66, UL94V-0
 - ⑥Screw 2: M2.5 steel,Zinc plated, *- slot type

- Electrical
 - UL IEC
 - Rated voltage : 300V 400V
 - Rated current : 15A 20A
 - Contact resistance : 20mΩ(Max)
 - Insulation resistance: 500MΩ/DC500V
 - Withstanding Voltage : AC3500V/1min
 - Wire range: 28-12AWG;0.2-2.5mm²

- Mechanical
 - Operating temperature:-40℃~+105℃
 - Soldering temperature:250℃±5/5sec
 - Torque: 0.5N.m (4.43lb.in)
 - Strip length: 7mm
- Conform to REACH and RoHS

HOW TO ORDER
KF2EDGM-X-7.62-XXP-1 X-XXXXX



Pitch range	Nominal dimension range	PROJECTION	TITLE
>0	>6	0.1/10	KF2EDGM-X-7.62-XXP-1X-001H
~	>10	□	
6	~	mm	
10	~		
24	~		
±0.15	±0.20		
	±0.30		
	±0.50		
	±0.70		
	±1.00		
	±1.30		
	±2*		

DRAWING TYPE	CUSTOMER DRAWING
SCALE	1:1
SHEET	1/1
DRAWING NO.	W10004722

DF 慈溪市凯峰电子有限公司
CIXI KAIFENG ELECTRONICS CO.,LTD

