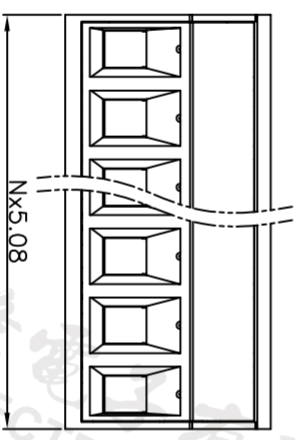
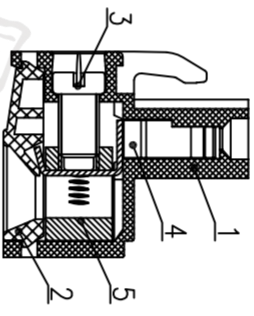
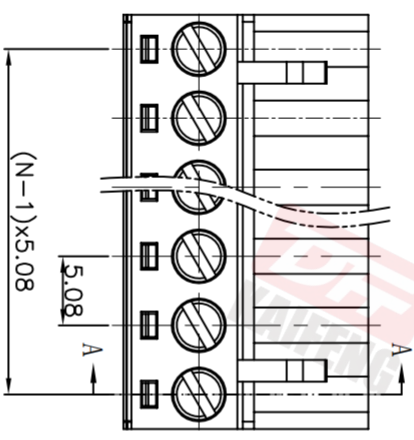
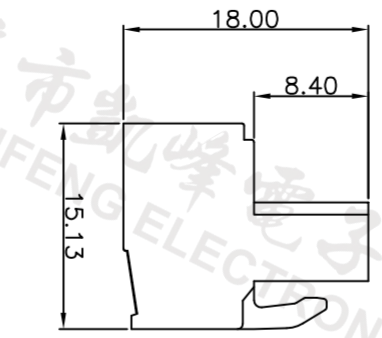
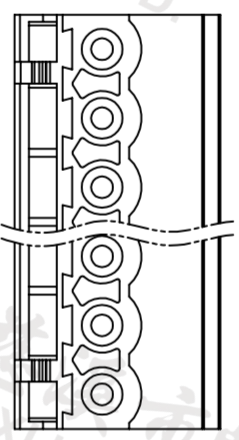
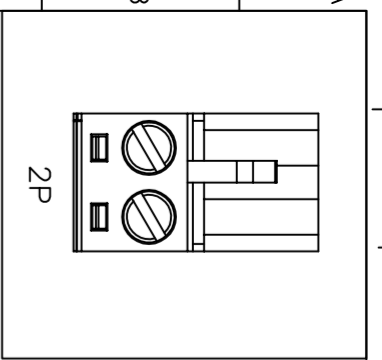


REV.	DESCRIPTION	DATE	DRAFTER	APPROVER
V1.0	DWG.REL	2023.7.15	ZHANG	JIN



- Material
 - ①Housing : PA66, UL94V-0
 - ②Cover : PA66, UL94V-0
 - ③Screw : M3.0 steel, Zinc plated, *- slot type
 - ④Contact : Copper alloy, Tin plated
 - ⑤Clamp : Copper alloy, Ni plated

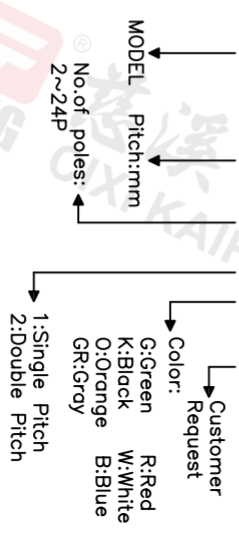
- Electrical

UL	IEC
Rated voltage : 300V	320V
Rated current : 15A	20A
Contact resistance : 20mΩ(Max)	
Insulation resistance: 500MΩ/DC500V	
Withstanding Voltage : AC2500V/1min	
Wire range: 28-12AWG	2.5mm ²

- Mechanical
 - Operating temperature: -40°C ~ +105°C
 - Soldering temperature: 250°C ±5/5sec
 - Torque: 0.5N.m (4.43lb.in)
 - Strip length: 7-8mm

• Conform to REACH and RoHS

HOW TO ORDER
 KF2EDG-X-5.08-XXP-1 X-XXXXX



Pitch range	Nominal dimension range	PROJECTION
>0	>0	—
>6	>10	□
~6	~10	□
~10	~24	□
±0.15 ±0.20	±0.30 ±0.50 ±0.70 ±1.00 ±1.30	□

DRAWING TYPE	SCALE	SHEET	TITLE
CUSTOMER DRAWING	1:1	1/1	KF2EDG-X-5.08-XXP-1X-001F
DRAWING NO.	W10004622		SHEET SIZE A4
			SERIES KF2EDG-X

DF 慈溪市凯峰电子有限公司
 CIXI KAIFENG ELECTRONICS CO.,LTD