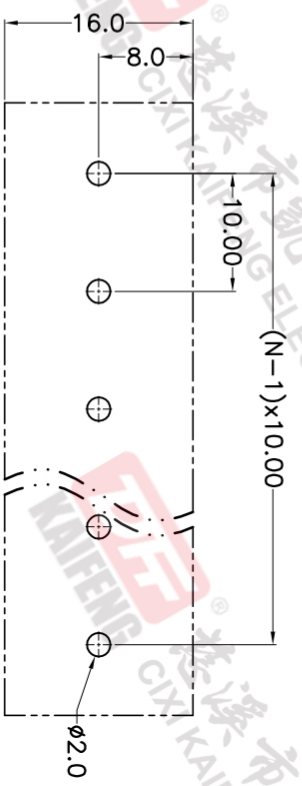
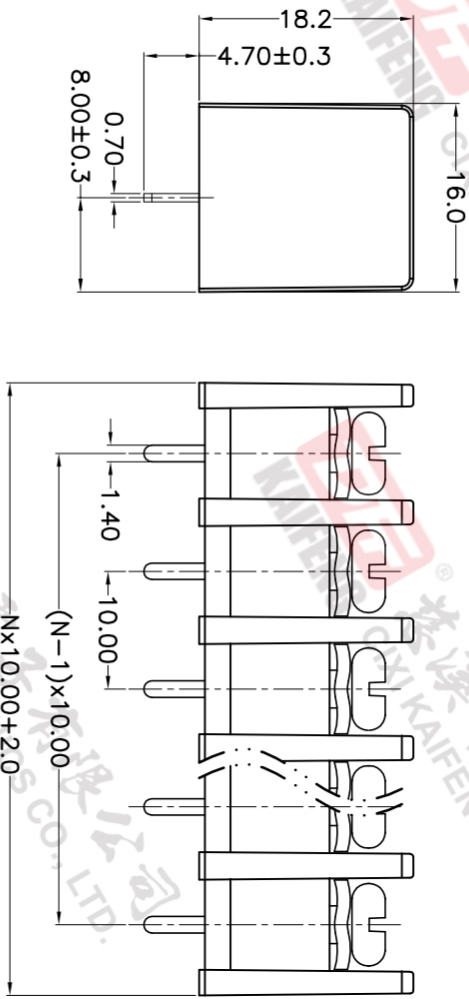
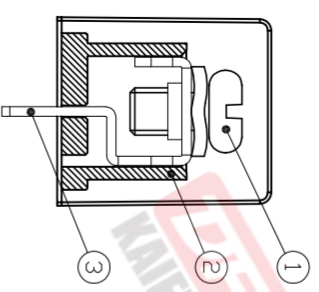
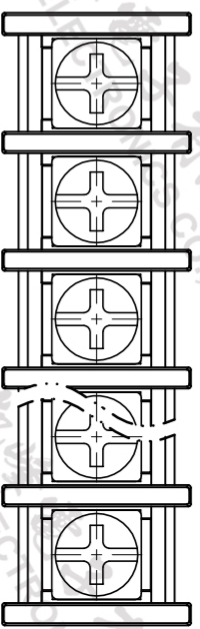


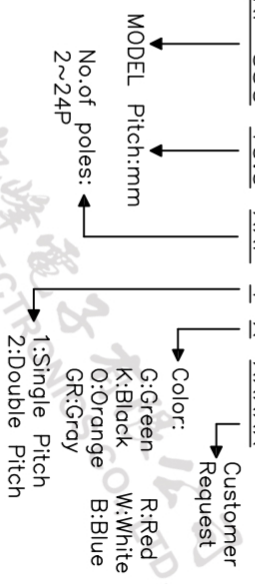
REV.	DESCRIPTION	DATE	DRAFTER	APPROVER
V1.0	DWG.REL	2023.3.17	ZZM	JIN



P.C.B.LAYOUT

- Material
 ØScrew : M4.0 steel, Ni plated
 ØHousing : PA66,UL94V-0
 ØTerminal : Copper alloy, Tin plated
- Electrical
 UL IEC
 Rated voltage : 500V 750V
 Rated current : 25A 32A
 Contact resistance : 20mΩ(Max)
 Insulation resistance: 500MΩ/DC500V
 Withstanding Voltage : AC2000V/1min
 Wire range: 22-12AWG 4.0mm²
- Mechanical
 Operating temperature:-40℃~+105℃
 Soldering temperature:250℃±5/5sec
 Torque: 1.2N.m (10.53lb.in)
- Conform to REACH and RoHS

HOW TO ORDER
 KF-55C-10.0-XXP-1 X-XXXXX



Pitch range	Nominal dimension range	PROJECTION
>0	>0	0.1/10
>6	>30	□
~	~	□
6	60	□
10	100	□
~	~	□
24	150	□
±0.15	±0.30	±2°
±0.20	±0.30	±2°
±0.30	±0.50	±2°
±0.70	±1.00	±2°
±1.30	±1.30	±2°

DRAWING TYPE	CUSTOMER DRAWING	SHEET SIZE	A4	TITLE	KF-55C-10.0-XXP-1X
SCALE	1:1	SHEET	1 OF 1	SERIES	KF-55C
DRAWING NO.	W12000872	 慈溪市凯峰电子有限公司 CIXI KAIFENG ELECTRONICS CO.,LTD			